

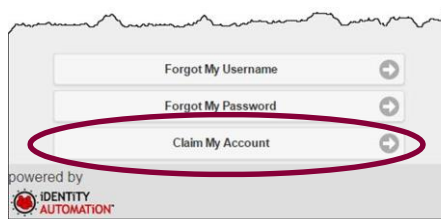
Access to Home Base applications will be replaced by a single sign-on process offered through NCEdCloud. Applications affected include:

- Canvas
- PowerSchool
- SchoolNet
- Student Portal access to Digital Tool (Clever)

**Please note, if your account has already been set up skip to step #13 for direct access.*

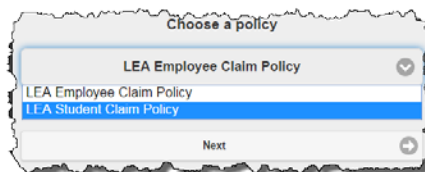
Step 1. Claim Your NCEdCloud (IAM) Account

1. Using Google Chrome or Firefox, visit <https://my.ncedcloud.org>



2. Click **Claim My Account**.

3. Select **LEA Student Claim Policy**.



4. Click **Next**.

5. Enter the required information.

Note:

- **Pupil Number** is your **Student ID** number assigned from PowerSchool.
- Grade [6-13] – Enter student grade for the current school year
- Follow the required format for Birthdate with grades K-2.
- LEA/Charter Code is **600**.

6. Type in the text.



7. Click **Next**.

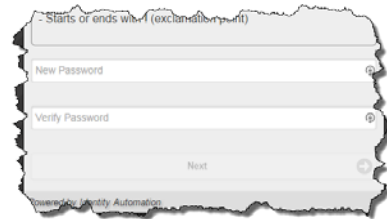
8. Create a **new password** and verify.

Note:

- You must type your password once on each line to ensure your passwords match.

Passwords **must**

- Be between 8 and 16 characters long
- Contain at least one uppercase character
- Contain at least one lowercase character
- Contain at least one numeric digit

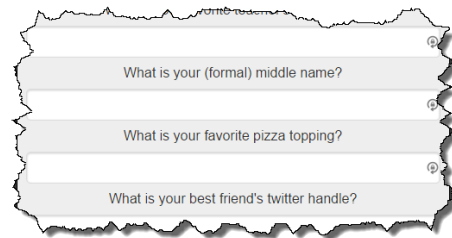


9. Click **Next**.

10. Answer **ALL** of the security questions.

Note:

- These questions will be used in the event you forget your password.



11. Click **Next**.

- A confirmation page is displayed.

12. **Print** the confirmation page and **save** it in a secure location.

13. You may now log into the NCEdCloud system by visiting <http://my.ncedcloud.org> or directly to the student portal located at this link <http://www.cms.k12.nc.us/Pages/studentportal.aspx>

If additional assistance is needed, let your teacher know so assistance can be provided.