




2021-2022 State of the School Report

Cochrane Collegiate Academy	  
-----------------------------	--

Principal Name	Paula Cook
----------------	------------

I. SCHOOL REPORT CARD SNAPSHOT

Reading (ES)		All	Black	Hispanic	White	English Learners	Students with Disabilities
Grade 6	GLP	17.0	13.5	17.9		<5	<5
	CCR	<5	7.7	<5		<5	<5
Grade 7	GLP	16.4	11.0	12.5		6.8	<5
	CCR	<5	<5	<5		5.1	<5
Grade 8	GLP	22.1	13.5	21.5		7.1	<5
	CCR	7.4	<5	6.5		<5	<5
School	GLP	18.3	12.4	17.2	41.7	<5	<5
	CCR	5.1	<5	<5	16.7	<5	<5
Math (MS)		All	Black	Hispanic	White	English Learners	Students with Disabilities

Grade 6	GLP	9.1	7.0	7.9		<5	<5
	CCR	<5	<5	<5		<5	<5
Grade 7	GLP	13.6	8.1	15.7		5.2	<5
	CCR	<5	<5	6.9		<5	<5
Grade 8	GLP	11.3	5.2	10.9		<5	<5
	CCR	<5	<5	<5		<5	<5
Math I	GLP	48.5		45			
	CCR	18.2		20			
School	GLP	11.3	6.9	11.2	21.4	<5	<5
	CCR	<5	<5	<5	<5	<5	<5

Science (MS)		All	Black	Hispanic	White	English Learners	Students with Disabilities
Grade 8	GLP	39.1	27.8	38.2		25.6	7.7
	CCR	29.2	13.0	31.5		20.5	7.7

EOC (HS)		All	Black	Hispanic	White	English Learners	Students with Disabilities
Biology	GLP	32.1	29.2	34.6		5.6	
	CCR	23.5	16.7	26.9		<5	
English II	GLP	40.7	29.2	44.2		5.6	
	CCR	18.5	8.3	21.2		<5	
Math I	GLP	5.3	6.3	5.5		<5	
	CCR	<5	<5	<5		<5	
Math III	GLP	23.8	11.8	27.5		7.1	

	CCR	9.5	<5	15.0		<5	
School	GLP	26.0	21.0	27.6		<5	9.5
	CCR	13.3	7.4	15.6		<5	<5

ACT	All	Black	Hispanic	White	English Learners	Students with Disabilities
	37.5	18.2	41.9		<5	

4-Year Cohort Graduation Rate	All	Black	Hispanic	White	English Learners	Students with Disabilities
	76.3	58.3	80.0		69.6	

EOG School Composite	17.9
EOC School Composite 2020-21	26
School Letter Grade*	D

*Based on 2018-19 achievement data

II. OPPORTUNITIES: SCHOOL IMPROVEMENT GOALS

By June 2022, Cochrane Collegiate Academy will increase our overall school academic growth percentage by 13% from 57.2 (2019) to 70 (meets growth).

Cochrane Collegiate Academy will increase our overall proficiency by at least 5% in all tested areas.

MS Reading: 18.3% to 25%

MS Math: 11.3% to 16%

MS Math 1: 48.5% to 55%

8th Grade Science: 39.1% to 45%

English II: 40.7% to 48%

HS Math 1: 5.3% to 10%

Math 3: 23.8% to 29%
Biology: 32.1% to 38%
(A2.05, A3.02, A4.01, A4.06, B3.03, E1.06)

iMeck at Cochrane Collegiate Academy will increase our graduation rate from 76.3% to 84%.
(A2.05, A3.02, A4.01, A4.06, B3.03, E1.06)

III. CHIEF CHALLENGES

- Staffing/Staff Attendance- We are experiencing difficulty keeping our school staffed at 100%. This impedes our ability to provide consistent, high quality instruction to all of our students. It also creates the unintended consequence of lack of planning and meeting time for other teams and Professional Learning Communities, due to the need for constant coverage of classes due to vacancies.
- Student attendance and transience- We are experiencing high levels of student absenteeism as well as an influx of student enrollment. Both of these scenarios impact students' ability to receive consistent instruction.
- Staff retention- We have had several teachers who have resigned or been promoted. This has left gaps in both instruction and classroom culture.

IV. PLANS FOR THE YEAR: SIP ACTIONS

We have developed a curriculum leadership team system to ensure teachers are planning high quality instruction that is directly aligned with both teacher and district created assessments. We have created a system to provide feedback and additional Professional Development and/or support as needed (built into our whole school monthly meeting schedule). We have implemented additional school-based opportunities for parent engagement, including but not limited to offering meetings and Q&A opportunities during non-traditional methods such as school athletic and performing arts events.